

FROM THE PRINCIPAL

Dear Parents and Community Members,

We are pleased to present you with the redesigned Annual Education Report Card from the Oregon Department of Education, which provides key information about the 2012-2013 educational progress of Sisters Elementary School. This report addresses the complex reporting information required by federal and state laws.

In the 2012-2013 school year, Sisters Elementary School earned an overall school rating of level four out of a possible five. The rating components combine achievement, growth, and subgroup growth into a complex formula that compares our school to all schools statewide. This means our students overall are outperforming those at like-schools.

Over the course of this next year we will continue work on our instructional delivery as we implement Common Core State Standards, as well as continue our work with a standards based report card and proficiency grading. We look forward to the challenges ahead and continually serving our students and community!

Thank you,

Principal | Mark Stewart

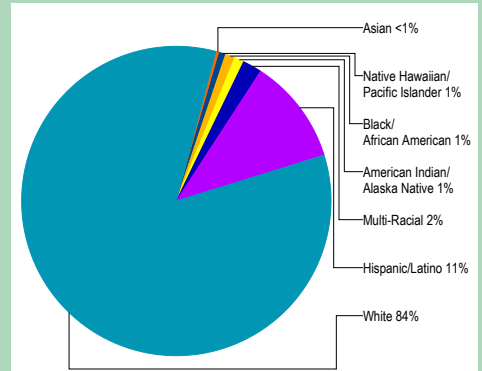
SCHOOL PROFILE

Enrollment 2012-13	299
K-3	242
4-5	57
Change from previous year	-3.9%
Students attending 90% or more of enrolled days	78%
.....	
Average elementary class size	22.5
Change from previous year	+0.2

Select Demographics 2012-13	
English Learners	7%
<i>Students who have ever been eligible for or participated in a program to acquire academic English.</i>	
Economically disadvantaged	39%
Students with disabilities	7%
.....	
Number of different languages spoken:	2

Note: a "*" is displayed when the data must be suppressed to protect student confidentiality.

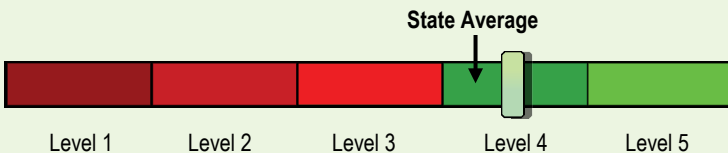
STUDENTS



OVERALL STATE RATING HOW ARE STUDENTS AT THIS SCHOOL PERFORMING COMPARED TO THOSE AT OTHER SCHOOLS?

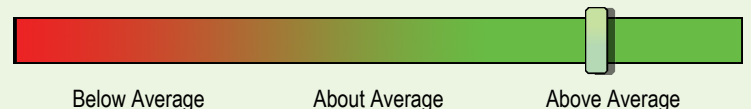
The overall state rating is intended to summarize this school's particular successes and challenges. It is based on a combination of up to five factors. Three of these factors come from standardized test scores in reading and math: student achievement, student growth, and the growth of underserved subgroups. Please be aware that this rating is based mainly on high-stakes testing and accordingly, represents a limited view of student performance. Other aspects of this report card are designed to put this rating in the proper context.

Compared to all schools statewide in 2012-13, this school is rated as Level 4.



- Level 1** = Falls into the bottom 5% of schools
- Level 2** = Falls between 5% and 15% of schools
- Level 3** = Falls between 15% and 44% of schools
- Level 4** = Falls between 44% and 90% of schools
- Level 5** = Falls into the top 10% of schools

Compared to elementary schools with similar student demographics in 2012-13, this school's rating is above average.



- Below average** = Falls into the bottom third of comparison schools
- About average** = Falls into the middle third of comparison schools
- Above average** = Falls into the top third of comparison schools

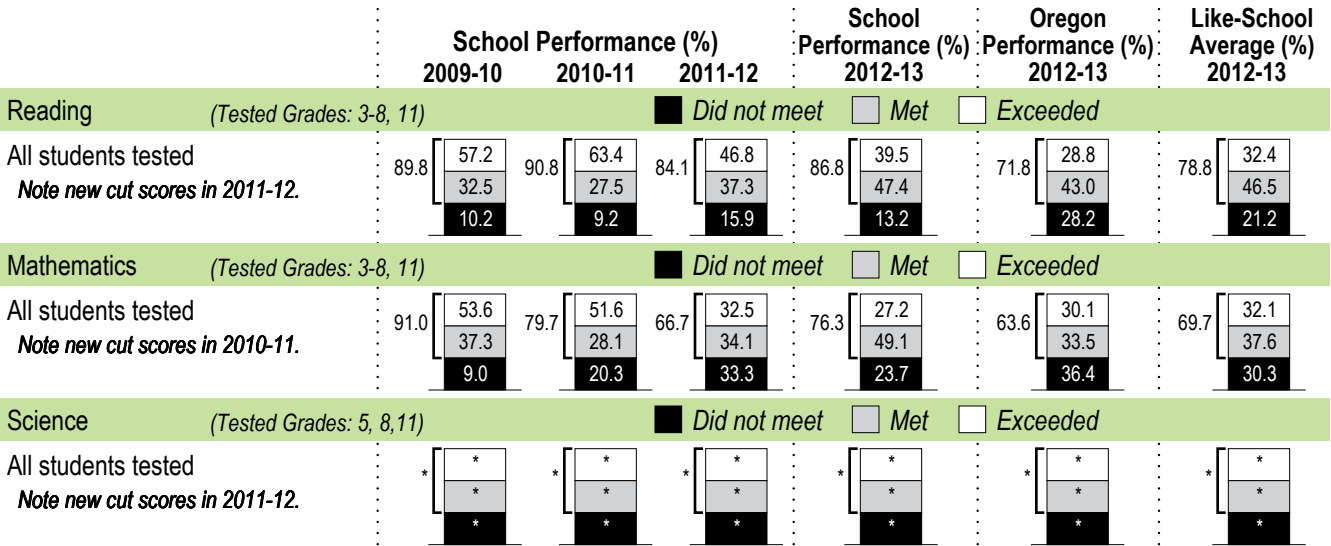
PROGRESS ARE STUDENTS MAKING ADEQUATE GAINS OVER TIME?

SCHOOL PERFORMANCE

Students meeting or exceeding state standards on exams

Did at least 95% of the students at this school take required state exams? Yes No

Participation rate criteria are in place to ensure schools test as many eligible students as possible



Visit www.ode.state.or.us/go/data for additional state exam results.

Note: a "*" is displayed when data are unavailable or to protect student confidentiality.

OUTCOMES FOR KEY STUDENT GROUPS AT THIS SCHOOL COMPARED TO THE SAME GROUPS STATEWIDE

STUDENT GROUP OUTCOMES

	School Performance (%)	Oregon Performance (%)	School Compared to OR Average		School Performance (%)	Oregon Performance (%)	School Compared to OR Average		School Performance (%)	Oregon Performance (%)	School Compared to OR Average
All Students				American Indian/Alaska Native				Native Hawaiian/Pacific Islander			
Reading	86.8	71.8	+15.0	Reading	*	59.2	*	Reading	*	60.6	*
Mathematics	76.3	63.6	+12.7	Mathematics	*	49.6	*	Mathematics	*	49.9	*
Science	*	*	*	Science	*	*	*	Science	*	*	*
Economically Disadvantaged				Asian				White			
Reading	79.1	61.4	+17.7	Reading	*	80.4	*	Reading	87.9	78.7	+9.2
Mathematics	62.8	52.1	+10.7	Mathematics	*	79.6	*	Mathematics	80.8	69.6	+11.2
Science	*	*	*	Science	*	*	*	Science	*	*	*
English Learners				Black/African American				Female			
Reading	*	46.8	*	Reading	*	57.0	*	Reading	86.5	74.0	+12.5
Mathematics	*	44.4	*	Mathematics	*	43.9	*	Mathematics	75.0	62.6	+12.4
Science	*	*	*	Science	*	*	*	Science	*	*	*
Students with Disabilities				Hispanic/Latino				Male			
Reading	63.6	45.7	+17.9	Reading	75.0	52.4	+22.6	Reading	87.1	69.6	+17.5
Mathematics	45.5	37.4	+8.1	Mathematics	41.7	46.7	-5.0	Mathematics	77.4	64.5	+12.9
Science	*	*	*	Science	*	*	*	Science	*	*	*
Talented and Gifted				Multi-Racial							
Reading	*	98.6	*	Reading	*	76.8	*				
Mathematics	*	98.1	*	Mathematics	*	66.4	*				
Science	*	*	*	Science	*	*	*				

Note: a "*" is displayed when data are unavailable or to protect student confidentiality.



Sisters Elementary School

611 E Cascade
Sisters, OR 97759-5037, (541) 549-8981
www.sisters.k12.or.us

DISTRICT Sisters SD 6
SUPERINTENDENT Jim Golden
PRINCIPAL Mark Stewart
GRADES SERVED K-4

For more report card measures
including detailed demographic
information visit
www.ode.state.or.us/go/SchoolRC

CURRICULUM & LEARNING ENVIRONMENT WHAT IS THIS SCHOOL DOING TO IMPROVE STUDENT LEARNING AND TO PREPARE STUDENTS FOR THE FUTURE?

SCHOOL READINESS

Response to Intervention
Circle of Friends
Early Childhood Team

KG Teachers/Preschool Providers Net-work
Universal Screening

ACADEMIC SUPPORT

Response to Intervention
Progress Monitoring, Walk to Read and Math
Positive Behavior Intervention Support
Special Programs, Lexia Reading

ACADEMIC ENRICHMENT

Sisters Science Club
TAG: Talented and Gifted
Walk to Read and Math
Sisters Community School: After School Program
Art Literacy
Monthly Instructional Themes

EXTRACURRICULAR ACTIVITIES

Garden Club
Seed to Table

Community Schools After School Enrichment

Data and information in the Curriculum and Learning Environment section was provided by local schools and districts and was not verified by the Oregon Department of Education.